

**One Stop
Solution for
World Class
Cooling and
Coffee Range**



Hospitality Solutions - Kitchen Refrigeration - Static Cooling



Reach in RI 550 C/RI 550 F



Reach in RI 1100 C/RI 1100 F



Combi Reach in RI 1100 CF

Key Features:

- ▶ Tropicalized to perform at 43°C ambient
- ▶ DANFOSS/EMBRACCO compressor
- ▶ Dixell/Eliwell digital controller
- ▶ EBM Fan Motor
- ▶ SS 304 food grade steel
- ▶ Static cooling with fan for uniform cooling
- ▶ Removable gasket
- ▶ Adjustable shelves
- ▶ Heavy duty castor for Reach in & Under counter
- ▶ Lock in Reach in & Under counter
- ▶ Built in handle
- ▶ Environment Friendly Refrigerant
 - ▶ R134A for chillers
 - ▶ R404A for freezers



Under Counter UC 1500 C/UC 1500 F



Under Counter UC 1800 C/UC 1800 F

Model	Description	Capacity (Ltrs)	Dimension (W x D x H Inch)	Temperature Range	No. of Shelves
RI 550 C	2 Door Reach In	550	25 x 30 x 77	-2°C ~ 10°C	3
RI 1100 C	4 Door Reach In	1100	48 x 30 x 77	-2°C ~ 10°C	6
RI 550 F	2 Door Reach In	550	25 x 30 x 77	-10°C ~ -20°C	3
RI 1100 F	4 Door Reach In	1100	48 x 30 x 77	-10°C ~ -20°C	6
RI 1100 CF	Combi Reach In Freezer & Chiller	1100	48 x 30 x 77	-2°C ~ 10°C / -10°C ~ -20°C	4
EGN 600 Fish [®]	Reach In Fish Chiller	600	27 x 33 x 79	-2°C ~ 8°C	3
UC 1500 C	2 Door Undercounter	265	54 x 28 x 34	-2°C ~ 10°C	2
UC 1800 C	3 Door Undercounter	400	71 x 28 x 34	-2°C ~ 10°C	3
UC 1500 F	2 Door Undercounter	265	54 x 28 x 34	-10°C ~ -20°C	2
UC 1800 F	3 Door Undercounter	400	71 x 28 x 34	-10°C ~ -20°C	3

Specifications, features and colours are subject to change without any notice, due to continuous product development.

[®]Static Cooling [°]38°C Ambient

Hospitality Solutions - Kitchen Refrigeration - Frost Free



EGN 6.5 C2 / EGN 6.5 F2

Gastronorm Reach Ins

Elanpro Professional Reach Ins for refrigerating or freezing are designed to meet the tough Indian Kitchen Conditions. Our machines are tested to perform in ambient environment of 43°C and presents a host of exciting new features.

Key Features:

- ▶ Tropicalized to perform at 43°C Ambient
- ▶ DANFOSS/EMBRACO Compressor
- ▶ Dixell Controller
- ▶ EBM Fan Motor
- ▶ SS 304 Food Grade Steel
- ▶ Castors
- ▶ Lock
- ▶ Ventilated Cooling
- ▶ Environment Friendly Refrigerant
R134A for Chillers
R404A for Freezers



EGN 14.1 C4 / EGN 14.1 F4

Optional Features:

Reach In

- ▶ Left or Right Hinged Door
- ▶ Single or Multi Door

Undercounter


- ▶ Door/Drawer Option in 1x3, 2x3, 3x3 GN
- ▶ Back/Side Splash Guard
- ▶ Compressor on left or right side

Common - All Models

- ▶ HACCP Compliance
- ▶ Adjustable Feet

Elanpro Under counter

The Under counters come with a various counter top and door/drawer options thereby enhancing convenience and saving time & space that helps kitchen professionals to work more effectively.



EGN 2100 C / EGN 2100 F



EGN 3100 C / EGN 3100 F

Model	Description	Capacity (Ltrs)	Dimension (WxDxH)	Temperature Range	GN Compatibility
EGN 6.5 C2	2 Door Reach In Chiller	650	29 x 33 x 79	-2°C ~ 10°C	2 x GN 1/1
EGN 14.1 C4	4 Door Reach In Chiller	1410	58 x 33 x 79	-2°C ~ 10°C	2 x GN 1/1
EGN 6.5 F2	2 Door Reach In Freezer	650	29 x 33 x 79	-16°C ~ -22°C	2 x GN 1/1
EGN 14.1 F4	4 Door Reach In Freezer	1410	58 x 33 x 79	-16°C ~ -22°C	2 x GN 1/1
EGN 600 CF	Combi Reach In Freezer & Chiller	600	27 x 31 x 79	-2°C ~ 10°C / -10°C ~ -20°C	2 x GN 1/1
EGN 2100 C	2 Door Undercounter Chiller	265	54 x 28 x 34	-2°C ~ 10°C	1 x GN 1/1
EGN 3100 C	3 Door Undercounter Chiller	400	71 x 28 x 34	-2°C ~ 10°C	1 x GN 1/1
EGN 2100 F	2 Door Undercounter Freezer	265	54 x 28 x 34	-16°C ~ -22°C	1 x GN 1/1
EGN 3100 F	3 Door Undercounter Freezer	400	71 x 28 x 34	-16°C ~ -22°C	1 x GN 1/1

Hospitality Solutions - Salad & Prep Counters



Salad Under Counter ES 900

Also available in 3 doors



ES 903 STD with Marble Top and EVRX 1400

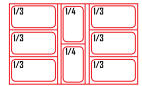
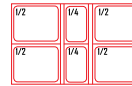
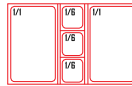
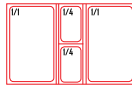


Frost Top 3F

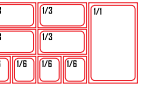
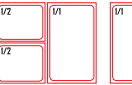
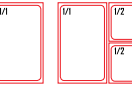
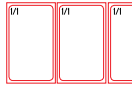
Key Features:

- ▶ Easy to clean 304 grade stainless steel interior and exterior
- ▶ A unique, hinged night cover in pure stainless steel for food safety
- ▶ Static cooling models are with fan for uniform cooling
- ▶ Self closing door
- ▶ Removable gasket
- ▶ Digital temperature display

ES 900



ES 903



EPS 200

Also available in 3 doors



ESH 3000

Also available in 2 doors

Model	Description	Capacity (Litrs)	Dimension (W x D x H Inch)	Temperature Range	No. of Shelves/Pans
ES 900	2 Door Salad Under Counter / Solid Top	240	36 x 28 x 34	2°C ~ 10°C	2
ES 903	3 Door Salad Under Counter / Solid Top	360	54 x 28 x 34	2°C ~ 8°C	3
EPS 200	2 Door Under Counter with Prep Table	240	36 x 28 x 38	2°C ~ 8°C	5 x GN 1/4
EPS 300	3 Door Under Counter with Prep Table	360	54 x 28 x 38	2°C ~ 8°C	8 x GN 1/4
ESH 2000	2 Door Under Counter with Prep Table	337	60 x 32 x 42	2°C ~ 8°C	6 x GN 1/3
ESH 3000	3 Door Under Counter with Prep Table	497	80 x 32 x 42	2°C ~ 8°C	10 x GN 1/3
Frost Top 3F	Frost Top	NA	44 x 27 x 17	-10°C	NA
EVRX 1200	Display Counter	NA	48 x 13 x 17	2°C ~ 8°C	5xGN 1/4
EVRX 1400	Display Counter	NA	56 x 13 x 17	2°C ~ 8°C	6xGN 1/4

GN Pans are not provided.

Specifications, features and colours are subject to change without any notice, due to continuous product development.

All units suitable to work at ambient 38°C

Confectionery Showcases



Cyster 120



Dasi 150



Eden 150

Key Features:

- ▶ Front heated glass for no condensation
- ▶ Front open glass for better cleaning
- ▶ Frost free design
- ▶ LED light
- ▶ Wide range of colours



HTR 120



HTH 120



LSC 408

Model	Description	Dimension (W x D x H Inch)	Temperature Range	No. of Shelves/Pans
HTH 120	Countertop Hot Showcase	27 x 23 x 27	30°C ~ 90°C	Base + 1
HTR 120	Countertop Cold Showcase	27 x 23 x 27	2°C ~ 8°C	Base + 1
LSC 408	4 Side Pastry Showcase	28 x 28 x 71	2°C ~ 8°C	Base + 4
Dasi 100	Pastry Showcase	40 x 29 x 50	2°C ~ 8°C	Base + 3
Dasi 120	Pastry Showcase	48 x 29 x 50	2°C ~ 8°C	Base + 3
Dasi 150	Pastry Showcase	60 x 29 x 50	2°C ~ 8°C	Base + 3
Cyster 120	Pastry Showcase	48 x 29 x 54	2°C ~ 8°C	2 + 2
Eden 100	Pastry Showcase	40 x 29 x 50	2°C ~ 8°C	Base + 3
Eden 120	Pastry Showcase	48 x 29 x 50	2°C ~ 8°C	Base + 3
Eden 150	Pastry Showcase	60 x 29 x 50	2°C ~ 8°C	Base + 3

Specifications, features and colours are subject to change without any notice, due to continuous product development.

35°C ambient temperature / 65% RH

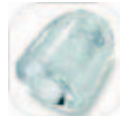
Ice Machines



EIM 90 D



Dice size
(2.2x2.2x1.3)



Bullet



Flakes



* EIM 30 & EIM 50 / EFM 80



* EIM 15



TP 455 AS / TP 755 AS with Ice Bin B 383

KEY FEATURES

- Air cooled
- Control board with display
- Option of dice & bullet shape
- Option of vertical & horizontal evaporator
- Stainless steel or colour steel
- Adjustable feet
- Low power consumption



Dice size
(2.2x2.2x2.2)



* EIM 150 with Ice Bin B 150

Model	EFM 40	EFM 80	EIM 15	EIM 30	EIM 50	EIM 90 D	EIM 150	TP 25	TP 55	TP 105 C	TP 455 AS	TP 755 AS	TP 1055 AS
Capacity * (Kg/24 Hr)	40	80	14	26	50	90	150	26	50	105	208	344	463
Recommended bin model	In-Built	In-Built	In-Built	In-Built	In-Built	In-Built	B 150	In-Built	In-Built	In-Built	B 393	B 393	B 550
Bin size (Kg)	5	11	1	6	10	48	95	14	20	28	150	150	230
Machine dim. (WxDxH)	17 x 21 x 28	20 x 24 x 31	17 x 17 x 19	17 x 21 x 26	20 x 24 x 31	24 x 27 x 34	23 x 23 x 19	19 x 23 x 34	27 x 23 x 34	27 x 27 x 34	30 x 25 x 23	30 x 25 x 23	30 x 25 x 32
Ice bin dim. (WxDxH)	NA	NA	NA	NA	NA	NA	23 x 31 x 30	NA	NA	NA	30 x 34 x 38	30 x 34 x 38	30 x 34 x 50
Ice type	Flake	Flake	Bullet	Bullet	Bullet	Cube	Cube	Cube	Cube	Cube	Cube	Cube	Cube

*Air and water temp: at 10°C, 24 hrs.

*EIM / EFM Series are sold under **Elanpro** Brand

Hospitality Solutions - Bar Refrigeration



EBB 2D



EWG 50 D



EBB 3D



EWG 120 D



EGN 2100 CG

Key Features - Wine Chillers

- ▶ Two separate zones for Red and White wine
- ▶ Lock
- ▶ No frost
- ▶ Anti-Vibration
- ▶ Black PVC door frame
- ▶ Double layer anti UV tinted glass door
- ▶ Cabinet colour: Black
- ▶ Pullout sliding shelves
- ▶ Wooden shelves



EGN 3100 CG



EWG 180 D

Particulars	EBB 2D	EBB 3D	EGN 2100 CG	EGN 3100 CG	EWG 50 D	EWG 120 D	EWG 180 D
Descriptions	2 Door Back Bar	3 Door Back Bar	Under Counter Bar	Under Counter Bar	Wine Cooler	Wine Cooler	Wine Cooler
Dimension (WxDxH)	35 x 21 x 35	54 x 21 x 35	54 x 28 x 34	71 x 28 x 34	24 x 24 x 34	24 x 21 x 64	24 x 27 x 71
Capacity	223 Ltrs.	335 Ltrs.	265 Ltrs.	400 Ltrs.	47 Bottles	110 Bottles	166 Bottles
Power Consumption (Watt)	230	320	396	514	113	175	220
Temperature Range	2°C ~ 10°C	2°C ~ 10°C	2°C ~ 10°C	2°C ~ 10°C	5°C ~ 12°C 12°C ~ 22°C	5°C ~ 12°C 12°C ~ 22°C	5°C ~ 12°C 12°C ~ 22°C
No of Shelf	2	3	2	3	6	14	16



Wide Range of Beer & Beverage Cooling Solution



Super Flat Glycol



HE 140



HE 90 / 120

Cooling unit to dispense extra cold beer between 0°C & 2°C and to frost the tower

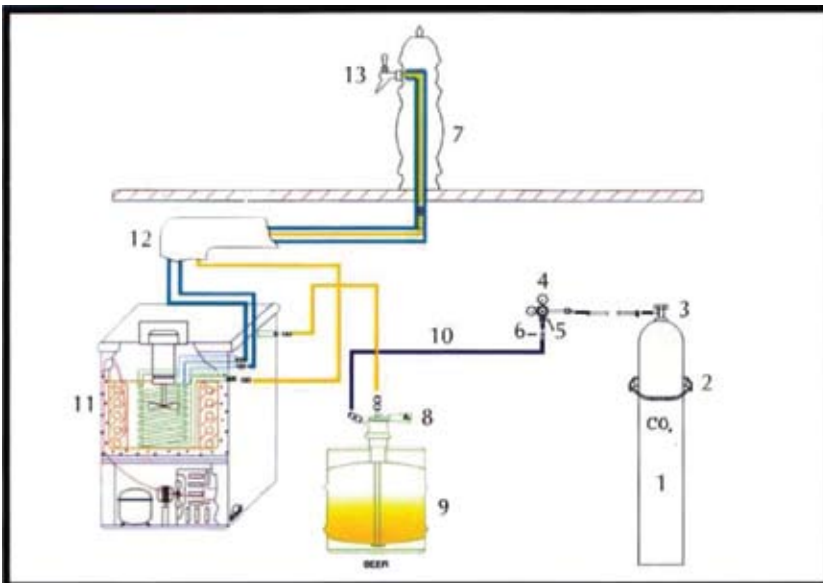
Model	Dimension (WxDxH)	Compressor	Tank Capacity	No. of Coils/Length	Ice Bank Kgs	Rate of Drink Per/Min (200 ml)	Cooling Capacity*
Mini Lady	16 x 16 x 12	1/6 Hp	12 H ² O/Ltrs.	1-2/8 Mtrs.	4	2 Glass	25 Ltrs./Hr.
HE 90	15 x 15 x 28	1/3 Hp	36 H ² O/Ltrs.	1-4/17 Mtrs.	14	8 Glass	80 Ltrs./Hr.
HE 120	18 x 18 x 31	1/2 Hp	50 H ² O/Ltrs.	1-8/22 Mtrs.	25	10 Glass	120 Ltrs./Hr.
HE 250	32 x 21 x 34	3/4 Hp	90 H ² O/Ltrs.	1-10/23 Mtrs.	40	20 Glass	250 Ltrs./Hr.

* Beer at 25°C input/4°C output in 25°C ambient

Model	Dimension (WxDxH)	Compressor	Power in Watts/Kcal	Tank Capacity	Re-circulation Pump	Power Consumption
Super Flat Glycol	16 x 24 x 15	1/3 Hp	893 W/772 K	17 Ltrs.	18/20	500 W
Glycol HE 150	31 x 18 x 25	1/2 Hp	893 W/1264 K	60 Ltrs.	18/20	556 W



Mini Lady



Mini Bar & Mini Fridge



RB 40 G



RF 60 G

Key Features-Minibar

- ▶ Ammonia refrigerant
- ▶ Very low energy consumption
- ▶ Silent operation
- ▶ Largest range to choose from
 - Sizes : 15 to 60 ltrs
 - Colour : Black, (Brown, & White) (MOQ 200 nos.)
 - Design : Regular, Deluxe & Glass

Key Features-Mini Fridge

- ▶ CFC free, R 134a refrigerant
- ▶ Low energy consumption and noise
- ▶ 60 ltrs. capacity available in elegant white colour
- ▶ Reversible door
- ▶ Lock (Optional)



RB 40 Dlx



RF 60



RB 40



RF 60

Model	RF 60*	RF 60 G**	RB 25	RB 30	RB 40/RB 40 Dlx	RB 40 G	RB 60
Capacity Ltrs.	60	60	25	30	40	40	60
Input Power (W)	70	70	65	65	65	75	90
Energy Consumption	0.3	0.5	0.75	0.75	0.8	0.85	1.05
Temperature	2°C ~ 10°C		2°C ~ 10°C (at 28°C Ambient Condition)				
Product Dimension (WxDxH)	20 x 18 x 21	20 x 18 x 21	14 x 15 x 18	16 x 17 x 20	16 x 18 x 22	16 x 18 x 22	18 x 19 x 24
Container (20/40/40 HC)	230/460/573	230/460/573	360/780/840	240/500/620	206/460/484	206/460/484	132/264/352
Certifications CE/CB/UL	*at 38°C	**at 35°C					

Retail Solutions - Special Products



SC 80



UCC 75 C



UFT 100



ECG 25



Multi Deck EPM 100 / 150



SD 50/SD 90



ECG 60



CC 40



ECG 85

For more options and technical details, ask for detailed catalogue.

Product	Counter Top Cooler/Freezer						Can Coolers-cum Impulse Coolers			Multi Deck		
Model	CC 40	ECG 25	ECG 60	ECG 85	SD 50	SD 90	SC 80	UCC 75 C	UFT 100	EPM 100	EPM 150	
Dim. (Inches)												
Width	17	12	17	19	23	24	NA	NA	26	42	62	
Depth	24	14	18	20	21	21	NA	NA	18	29	29	
Height	22	22	28	32	21	26	42	39	38	85	82	
Diameter	NA	NA	NA	NA	NA	NA	18	23	NA	NA	NA	
Capacity	40	25	60	85	50	90	80	65	110	600	800	
Temperature range	12°C to 18°C		1°C to 8°C			-15°C to -18°C		1°C to 10°C			4°C ~ 8°C	
Ambient	35	35	35	35	27	27	32	25	25	27	27	
No. of 330ml cans	NA	24	78	105	NA	NA	84	NA	NA	NA	NA	
Input Power Watts	NA	80	120	120	154	230	129	120	120	1060	1340	

Electricals : 220V, 50Hz, Single Phase Specifications, features and colours are subject to change without any notice, due to continuous product development.

Showcases Freezers - from 150 ltrs. to 650 ltrs.



EKG 250 D / 325 D / 425 D / 625 D



EIL 60 D



EKG 350 / 450 / 650



Curve Glass with Canopy (optional)



Flat Glass with Canopy (optional)

DESCRIPTION	EKG 300 WC	EKG 150 D	EKG 250 D	EKG 325 D	EKG 425 D	EKG 625 D	EKG 350	EKG 450	EKG 650
Type	Island Freezer	Curve Glass Top Freezer				Flat Glass Top Freezer			
Capacity (Litres)	559	150	250	325	425	625	350	450	650
External Dim.- (Inches)									
Width	74	23	32	41	49	71	44	52	71
Depth	33	28	27	27	27	27	27	27	27
Height	36	34	34	34	34	36	33	33	33
Baskets / Shelves Qty.	5	2	2	4	4	6	4	4	5
No. of Door/Type	2/Glass	2/Glass	2/Glass	2/Glass	2/Glass	2/Glass	2/Glass	2/Glass	2/Glass
Energy consumption - Units/24hrs*	6	1.6	2	2.3	3	5	2.3	3	6
Temperature range - °C	0°C ~ 10°C / -12°C ~ -23°C				-16°C ~ -24°C				
Castors	Yes	Yes	Yes	Yes	Yes	Yes	Yes	Yes	Yes
Lock	Yes	Yes	Yes	Yes	Yes	Yes	Yes	Yes	Yes

* Under standard test conditions

Retail Solutions

Presenting Chest Freezers and Chillers with Dual Temperature

The exciting range of Chest Freezers / Chillers to meet your requirements from 110 ltrs. to 550 ltrs.



EF 110



EF 550



EF 600 DLX



EF 210 / EF 310



EF 450

DESCRIPTION	EF 110	EF 210	EF 310	EF 450	EF 550	EF 400 DLX	EF 600 DLX
Type	Chest Freezer cum Cooler						
Capacity (Litres)	102	212	302	420	550	385	650
External Dim.- (Inches)							
Width	23	37	44	54	66	52	71
Depth	21	21	24	30	30	30	30
Height	33	33	33	33	33	34	34
Baskets / Shelves Qty.	1	1	2	2	2	1	1
No. of Door/Type	1/Solid	1/Solid	1/Solid	2/Solid	2/Solid	1/Solid	2/Solid
Energy consumption - Units/24hrs*	0.8	1.1	1.5	1.9	2.8	1.6	2.1
Temperature range - °C	8°C ~ -25°C						
Castors	Yes	Yes	Yes	Yes	Yes	Yes	Yes
Lock	Yes	Yes	Yes	Yes	Yes	Yes	Yes

* Under Standard Test Conditions

Retail Solutions - Upright Chiller & Freezer



Retail Solutions - Freezer (Frost Free & Static)



DESCRIPTION	EFS 245	EFS 340	EFSV 340	EFG 370*	EFG 400*	EFGV 400*	EFGV 450*	EFGV 1000*	ECS 370	ECG 200	ECG 300	ECG 400	ECG 374	ECG 1100A
Type	Upright Freezer													
Capacity (Litres)	245	340	340	300	400	400	450	950	370	200	300	400	372	1100
External Dim. (Inches)														
Width	21	24	24	24	26	26	27	54	24	21	23	24	24	48
Depth	24	25	25	25	26	26	28	28	25	21	23	23	25	27
Height	57	73	73	73	83	85	78	78	73	62	67	78	73	79
Baskets / Shelves Qty	6	7	7	5	6	6	5	10	5	3	4	4	5	5
No. of Door/Type	1/Solid	1/Solid	1/Solid	1/Glass	1/Glass	1/Glass	1/Glass	2/Glass	1/Solid	1/Glass	1/Glass	1/Glass	1/Glass	2/Glass
Energy consumption - units/24hrs*	0.97	0.83	0.89	9	9	9	11	13	0.48	1.1	2.2	3	2.7	10.8
Temperature range-°C	-16°C ~ -24°C											1°C ~ 10°C		
Castors	Yes	Yes	Yes	Yes	Yes	Yes	Yes	Yes	Yes	Yes	Yes	Yes	Yes	Yes
Lock	No	No	No	Yes	Yes	Yes	Yes	Yes	No	Yes	Yes	Yes	Yes	Yes

* Under standard test conditions

At 32°C

® At 38°C

Retail Solutions - Battery / Glycol Freezers

Key Features - Battery Freezer

- Dual temperature
- Runs on Dual Energy - 220 Volts/Battery
- Automatic Switch AC/DC
- Low Voltage Protections
- Digital Display (Optional)
- Light Weight

**Saves
₹ 12000*
on running
cost**



Note: Battery is optional Battery



EBF 100/EBF 150/EBF 200

Key Features - Glycol Freezer

- Extremely Light Weight
- Fast Pull-Down
- Long Holdover Time
- Full Door for Easy Access
- Internal Glass Door (only in EBF 120)
- Basket for Effective Loading
- Low power consumptions



EGF 120/EGF 150



EGF 120

Branded Freezers will be provided only to Companies or on their authorisation

DESCRIPTION	EGF 120	EGF 150	EBF 60	EBF 80	EBF 100	EBF 150	EBF 200
Type	Glycol Freezers			Battery Freezers			
Capacity (Litrs)	120	150	60	80	100	150	200
External Dim. (W x D x H) inch	31 x 22 x 30	28 x 25 x 32	24 x 17 x 21	28 x 18 x 21	18 x 24 x 34	28 x 24 x 34	34 x 24 x 34
Baskets/Shelves Qty	2	1	2	2	2	2	2
Energy Consumption - Units/24hrs*	1.4	1.5	0.55	0.5	1.1	1.6	1.8
Temperature Range - °C	-16°C -- -25°C			10°C -- -25°C			
Holdover Time / Hrs*	12	12	NA	NA	NA	NA	NA
Weight / Kgs	75	78	24	32	38	42	45
Glass Door	Yes	No	Optional	Optional	Optional	Optional	Optional
Light	No	Yes	Optional	Optional	Optional	Optional	Optional
Lock	Yes	Yes	Yes	Yes	Yes	Yes	Yes
Battery Backup	No	Yes	85 AH-12 Hrs. / 135 AH-24 Hrs. / 180 AH-36 Hrs. (approx. under standard test conditions)				

* Under Standard Test Conditions

Hospitality Solutions - Coffee



600 AD



Megacrem 1 group with grinder



ESAM 4500



Cunil Grinder



Megacrem 2 group



Koro



600 DDG



G10 2 group



Kobalto

Model	Dimension (Inches) (W x D x H)	Capacity Espresso Coffee/Hr	Power	Wattage	Number of Boilers/Capacity
ESAM 4500	11 x 17 x 15	20	230V 1ph	1350	NA
Koro	13 x 21 x 22	70	230V 1ph	1500	600 ml
Kobalto	19 x 23 x 36	100	230V 1ph	3250	1200 ml
Diamant - 2 group	35 x 25 x 24	480	380V 3ph	4500	11.5 lts + 1.7 lts x 2
G 10 - 2 group	27 x 23 x 21	480	230V 1ph	3050	11.5 lts + 1.7 lts x 2
G 10 - 3 group	38 x 23 x 21	720	380V 3ph	6000	17.5 lts + 1.7 lts x 3
Megacrem - 1 group (Mini)	20 x 24 x 20	240	230V 1ph	2850	6 lts x 1
Megacrem - 1 group with Grinder	20 x 24 x 26	240	230V 1ph	2850	6 lts x 1
Megacrem - 2 group	28 x 24 x 21	480	230V 1ph	3050	11.5 lts x 1
Monoroc - 2 group (Compact)	26 x 21 x 17	480	230V 1ph	2900	11.5 lts x 1
Cunil Grinder	8 x 13 x 24	1 kgs/hr	230V 1ph	350	6-9.5 gr/dose
600 AD	8 x 13 x 24	6-9 kgs/hr	230V 1ph	350	6-9.5 gr/dose
600 DDG	8 x 13 x 24	6-9 kgs/hr	230V 1ph	350	6-9.5 gr/dose



Elan Professional Appliances Pvt. Ltd.

Corporate Office: 645/2, Ram Farm, (Near New Coca Cola Godown) Zero Road,

Ghittorni, New Delhi - 110 030, **Email :** info@elanpro.net **Website :** www.elanpro.net

North Chandigarh : 7307481090 Dehradun : 9015174745 **Delhi** : 011-32902532, 9015106925 **Jaipur** : 9024152806 **Lucknow** : 9580738114

East Kolkata : 9051155448

South Bangalore : 080-41638274, 8880406832 **Chennai** : 9791146290, 9025126937

Cochin : 8590399762 **Hyderabad** : 7569057794

West Ahmedabad : 9016175500 **Bhopal** : 8103661650 **Goa** : 7827093840 **Mumbai** : 9022995107